
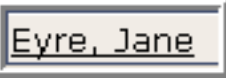
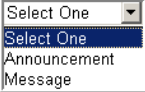


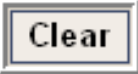


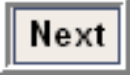








KICCS Navigational Tools

	Navigational links connect the user to another page in the application.
	Underlined phrases are links connecting you to another application page.
	Drop-down menus enable the user to select one option from a list of options.
	Type requested information into text boxes .
	Buttons prompt the KICCS application to perform requested functions.
	Use the Clear button to remove entered data from a page.
	Use the Cancel button to remove entered data and return to a previous page.
	Use the Previous button to return to a viewed page in the Eligibility module.
	Use the Next button to advance to a new page in the Eligibility module.
	Grayed-out buttons are not active.
	Radio buttons allow the user to select/deselect a single option.
	The KICCS application uses messages to communicate specific information to the user when necessary.
	Mouse over a field to see a flyout ; it contains useful information about the field.
	Check boxes can be clicked to select/deselect a specific item.
	Click on the calendar icon to open a calendar.